



Oxford Cambridge and RSA

Monday 7 November 2022 – Morning

GCSE (9–1) Mathematics

J560/06 Paper 6 (Higher Tier)

Time allowed: 1 hour 30 minutes



You must have:

- the Formulae Sheet for Higher Tier (inside this document)

You can use:

- a scientific or graphical calculator
- geometrical instruments
- tracing paper



Please write clearly in black ink. **Do not write in the barcodes.**

Centre number

--	--	--	--	--

Candidate number

--	--	--	--

First name(s)

Last name

INSTRUCTIONS

- Use black ink. You can use an HB pencil, but only for graphs and diagrams.
- Write your answer to each question in the space provided. You can use extra paper if you need to, but you must clearly show your candidate number, the centre number and the question numbers.
- Answer **all** the questions.
- Where appropriate, your answer should be supported with working. Marks might be given for using a correct method, even if your answer is wrong.
- Use the π button on your calculator or take π to be 3.142 unless the question says something different.

INFORMATION

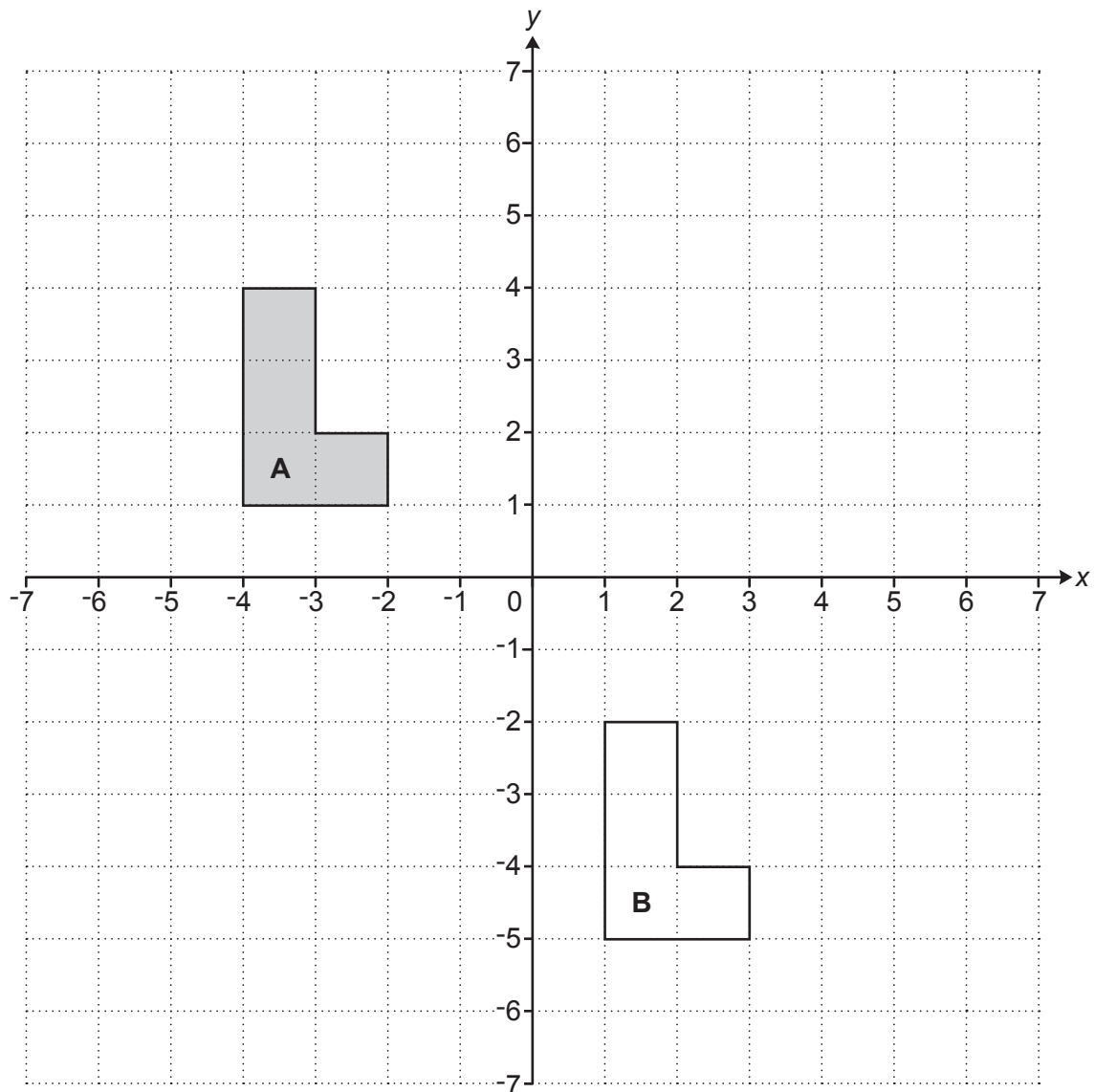
- The total mark for this paper is **100**.
- The marks for each question are shown in brackets [].
- This document has **20** pages.

ADVICE

- Read each question carefully before you start your answer.

Answer **all** the questions.

- 1 Shape **A** and shape **B** are drawn on the coordinate grid.



- (a) Describe fully the single transformation that maps shape **A** onto shape **B**.

.....
 [2]

- (b) Reflect shape **A** in the line $x = -1$.

[2]

3

- 2 A recipe for a batch of jam needs 3 oranges, 5 lemons and 1.5 kg of sugar.
A cook uses the recipe to make lots of batches of jam.
They use 16 **more** lemons than oranges in total.

Find how much sugar the cook should use.

..... kg [3]

- 3 In 1980, Ling's flat was worth £23 000.
Today, Ling's flat is worth 1200% of its value in 1980.

Calculate the value of Ling's flat today.

£ [2]

- 4 Sam and Taylor are playing a game against a computer. They can win, draw or lose the game.

Sam says

I think the probability of us winning the game is 0.3.

Taylor says

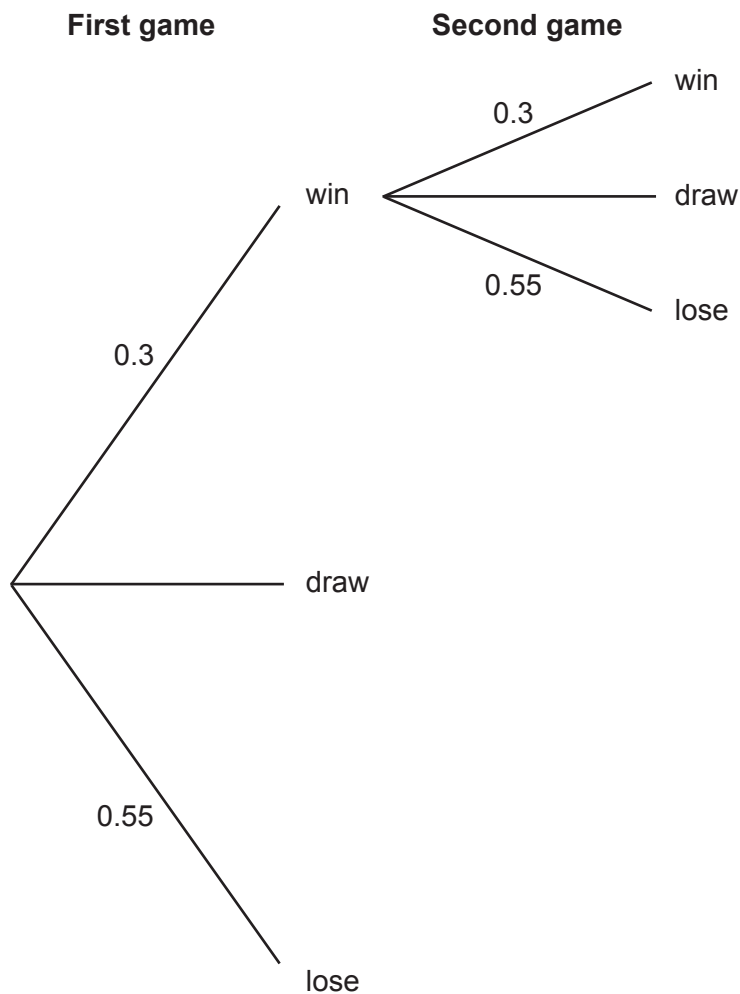
I think the probability of us losing the game is 0.75.

- (a) Explain why Sam and Taylor cannot both be correct.

.....
 [1]

- (b) Sam is correct. The probability of them winning the game is 0.3.
 Taylor is not correct. The probability of them losing the game is actually 0.55.

Complete this **partly drawn** tree diagram to show **all** the possible outcomes of playing the game twice.



[3]

5

(c) Find the probability of them winning the first game and losing the second game.

(c) **[2]**

- 5** In space, distances can be measured in Astronomical Units.
In this question, use the conversion $1 \text{ Astronomical Unit} = 1.5 \times 10^8 \text{ km}$.

(a) On a particular day the distance from Earth to Neptune is 29.09 Astronomical Units.

Calculate the distance from Earth to Neptune in kilometres on that day.
Give your answer in standard form.

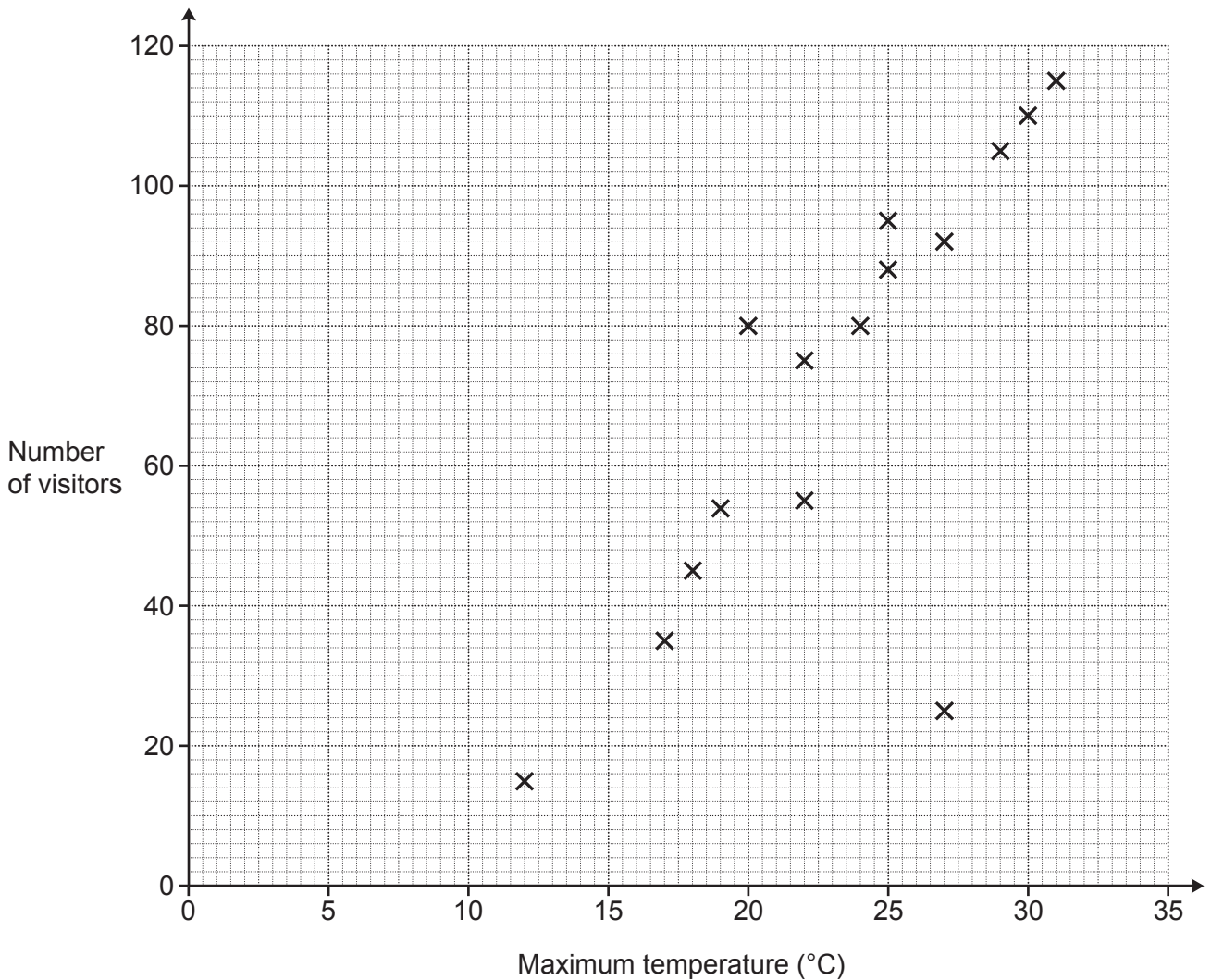
(a) km **[3]**

(b) On a particular day the distance from Earth to Mars is 78 340 000 km.

Calculate the distance from Earth to Mars in Astronomical Units on that day.

(b) Astronomical Units **[2]**

- 6 The scatter diagram shows the number of visitors to a children's playground and the maximum temperature on fifteen Saturdays in summer.



- (a) Describe the type of correlation shown in the scatter diagram.

(a) [1]

- (b) One Saturday was a hot but stormy day.

(i) Circle the most likely point on the scatter diagram for this Saturday. [1]

(ii) Explain why you chose this point.

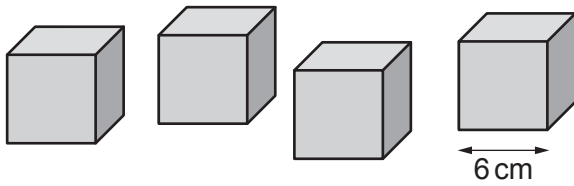
.....
 [1]

- (c) Use a line of best fit to predict the number of visitors on a Saturday that has a maximum temperature of 21°C .

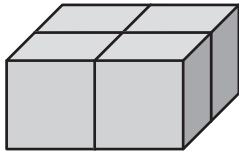
(c) visitors [2]

Turn over

- 7 A child has four identical wooden cubes of side length 6 cm.



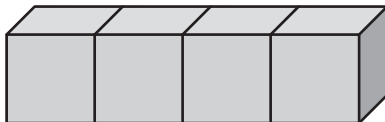
- (a) They arrange the cubes in a 2 by 2 by 1 arrangement to form a cuboid.



Show that the surface area of the cuboid is 576 cm^2 .

[2]

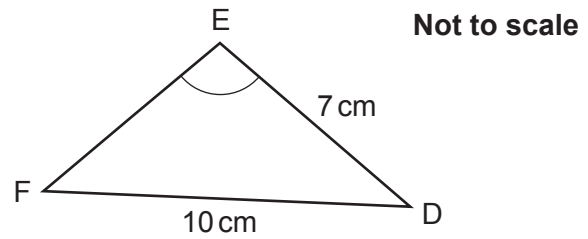
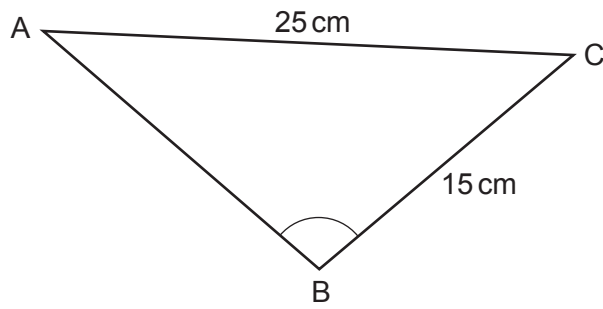
- (b) The child rearranges the cubes in a 4 by 1 by 1 arrangement to form a different cuboid.



Calculate the percentage increase in surface area for this cuboid compared with the 2 by 2 by 1 cuboid.

(b) % [4]

- 8 Triangles ABC and DEF are mathematically similar.
Angle ABC = Angle DEF.



Calculate the perimeter of triangle ABC.

..... cm [4]

- 9 Given that $(2^k)^6 \times 8 = 2^{45}$, find the value of k .

$k =$ [3]

10

- 10 The highest common factor (HCF) of two numbers is 14.
The lowest common multiple (LCM) of the same two numbers is 210.
The two numbers are **not** 14 and 210.

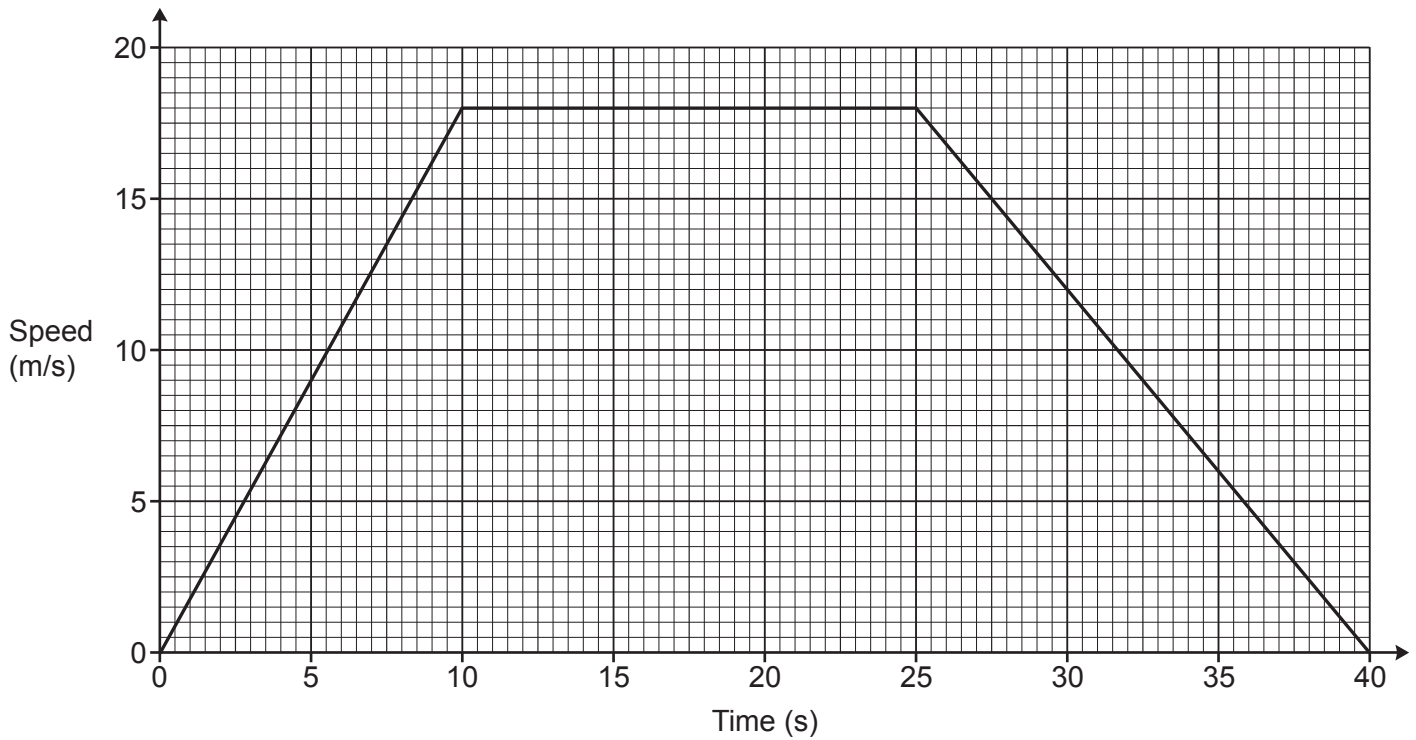
Find the two numbers.

..... and [3]

- 11 Factorise fully $30x^2 + 2x - 4$.

..... [3]

12 The graph shows the speed of a car during the first 40 seconds of a journey.



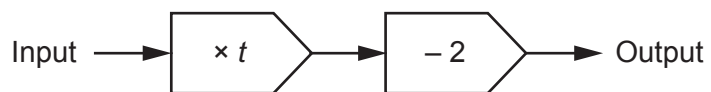
(a) Write down the acceleration of the car between 10 seconds and 25 seconds.

(a) m/s^2 [1]

(b) Work out the average speed of the car, in m/s, during the 40 seconds.
You must show your working.

(b) m/s [5]

- 13 (a) Here is a function.

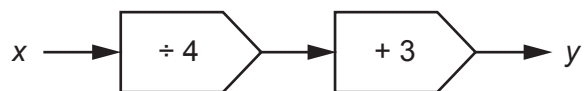


When the input is 6, the output is 18.

Find the value of t .

(a) $t = \dots\dots\dots$ [3]

- (b) Here is another function.
When the input is x , the output is y .



Write an algebraic expression for x in terms of y .

(b) $\dots\dots\dots$ [2]

- 14 (a)** The time taken to paint a wall is inversely proportional to the number of people painting.
It takes 40 minutes for 3 people to paint the wall if nobody stops painting.

Layla, Mia and Nina start painting the wall.
After 10 minutes Layla stops painting.
She leaves Mia and Nina to finish painting the wall.

Assume that Layla, Mia and Nina paint at the same rate.

Work out the **total** time taken to paint the wall.

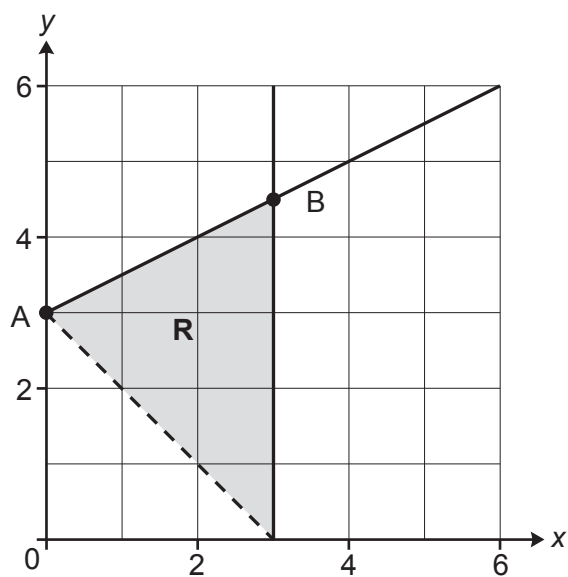
(a) minutes **[3]**

- (b)** y is inversely proportional to x^3 .
 $y = 16$ when $x = 2$.

Find the value of y when $x = 8$.

(b) **[3]**

- 15 The region **R** is shown on this grid.
A is the point (0, 3) and B is the point (3, 4.5).



- (a) Show that an equation of the straight line through A and B is $2y = x + 6$.

[3]

- (b) Write down the three inequalities that define region **R**.

(b)

.....

..... [5]

- 16** A plane flies from London to Tokyo.

The distance is 9600 km, correct to the nearest 100 km.

The plane travels at an average speed of 820 km/h, correct to the nearest 10 km/h.

Calculate the shortest possible flight time of the plane.

Give your answer in hours and minutes, correct to the nearest minute.

You must show your working.

..... hours minutes **[5]**

17 Charlie weighs many apples.

The weights of the apples are summarised below.

- heaviest apple = 75 g
- range = 50 g
- median = 60 g
- lower quartile = 45 g
- 50% of the apples weigh between 45 g and 65 g
- mean = 63 g

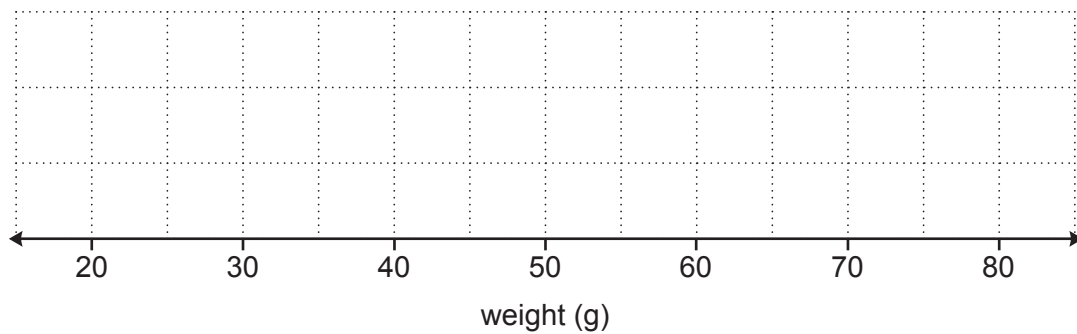
(a) (i) Write down the interquartile range for the weights of the apples.

(a)(i) g [1]

(ii) Write down the percentage of the apples that weigh between 45 g and 60 g.

(ii) % [1]

(b) Draw a box plot to show the distribution of the weights of the apples.



[3]

- (c) Charlie eats two of the apples.
The apples that they eat weigh 58g and 66g.

Charlie says

The mean weight of all the apples was 63g.

I ate one apple that weighed less than the mean and another apple that weighed more than the mean.

Therefore, the mean of the remaining apples will still be 63g.

Is Charlie correct?

Explain your reasoning.

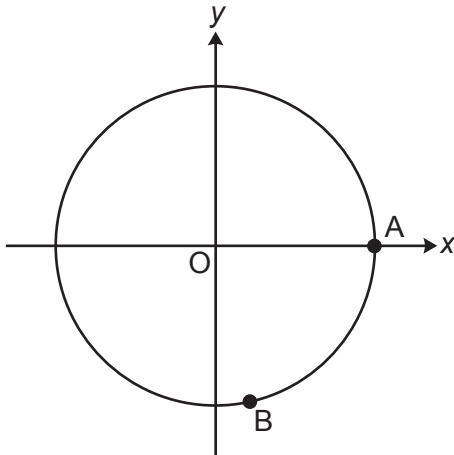
.....

.....

..... [2]

- 18 A circle has equation $x^2 + y^2 = 100$.

The sketch shows the circle and two points, A and B, which lie on the circumference of the circle.



- (a) Write down the coordinates of point A.

(a) (..... ,) [1]

- (b) Point B has x-coordinate 3.

Find the exact value of the y-coordinate of point B.

(b) [3]

- (c) Another point, C, lies on the circle and has a y-coordinate that is seven times its x-coordinate.

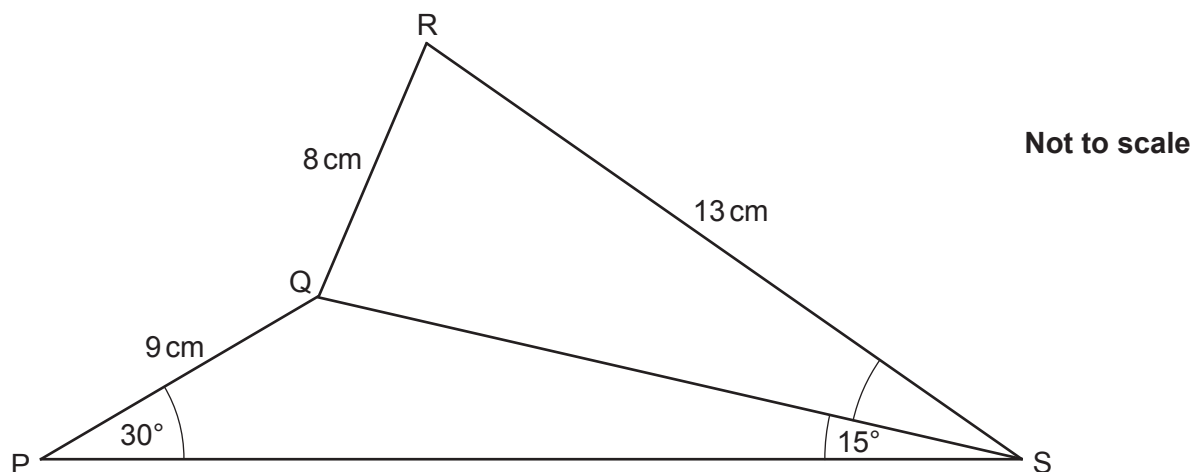
Find the two possible pairs of coordinates for point C.

Give your answers in exact form.

You must show your working.

(c) (..... ,) and (..... ,) [5]

19 PQS and QRS are triangles.



PQ = 9 cm, QR = 8 cm and RS = 13 cm.
Angle QPS = 30° and angle PSQ = 15° .

Calculate angle QSR.
Give your answer correct to 1 decimal place.
You must show your working.

..... $^\circ$ [6]

Turn over for Question 20

20 Write as a single fraction in its simplest form.

$$10 - \frac{6x + 45}{3x + 5}$$

..... [4]

END OF QUESTION PAPER

OCR

Oxford Cambridge and RSA

Copyright Information

OCR is committed to seeking permission to reproduce all third-party content that it uses in its assessment materials. OCR has attempted to identify and contact all copyright holders whose work is used in this paper. To avoid the issue of disclosure of answer-related information to candidates, all copyright acknowledgements are reproduced in the OCR Copyright Acknowledgements Booklet. This is produced for each series of examinations and is freely available to download from our public website (www.ocr.org.uk) after the live examination series.

If OCR has unwittingly failed to correctly acknowledge or clear any third-party content in this assessment material, OCR will be happy to correct its mistake at the earliest possible opportunity.

For queries or further information please contact The OCR Copyright Team, The Triangle Building, Shaftesbury Road, Cambridge CB2 8EA.

OCR is part of Cambridge University Press & Assessment, which is itself a department of the University of Cambridge.